






Ms. Vaughn's	Digital Learning	Assignments	4/20-4/24
READING	MATHEMATICS	SCIENCE/SS	OTHER
 <p>This week's story, <b>The Library Dragon</b>. Check out fabulous parapro, Mrs. Jacks' read-aloud at YouTube <a href="https://youtu.be/ceTXrksvLUk">https://youtu.be/ceTXrksvLUk</a></p>	<p><b>YouTube.org</b> Enter <u>Storybots</u> <u>Color Orange</u> then view short video about things that are orange. (fire)</p> <p>Find things around your house that are <b>orange</b>. Take a photo to share your findings</p>	 <p>Go to <a href="https://kidminds.org/dragon-science-green-fire-experiment/">https://kidminds.org/dragon-science-green-fire-experiment/</a> &amp; view video about dragon fire. Was that cool or what? <b>DARE:</b> Will you try this at home? Why or why not?</p>	<p><b>PLAY</b></p> <p><b>Going on a Dragon Hunt -Yoga version</b></p> <p>Exercise with your family dragon-style <a href="https://www.youtube.com/watch?v=oYl3qukTil">https://www.youtube.com/watch?v=oYl3qukTil</a></p>
<p><b>ELAGSEKRL3</b> With prompting and support, identify main character (dragon) and major events in a story</p> <p><b>ELAGSEKRF1</b> Demonstrate understanding of the organization and basic features of print.</p> <p><b>ELAGSEKRF3 a.</b> Demonstrate basic knowledge of one to one letter-sound correspondences for each consonant.</p>	 <p>Review the calendar every day at starfall.com</p>	<p><b>Self-awareness</b></p> <p>Sing &amp; play along to the <b>Hokey Pokey</b></p> <p>Can you identify body parts? Head/Hair, shoulders, hands, feet</p>	<p><b>Purpose of tasks</b></p> <ul style="list-style-type: none"> <li>-hold/grasp</li> <li>-stretch/strengthen</li> <li>-visually attend</li> <li>-socialize</li> <li>-self-awareness</li> <li>-using 5 senses</li> </ul>
<p>Go to <b>ABCya.com</b> and complete a <i>tracing</i> as well as <i>Talk to Me Alphabet task</i>.</p> 	<p><b>SocStud SSKH3</b> The student will correctly use words and phrases related to chronology and time to explain how things change</p> <ol style="list-style-type: none"> <li>c. Morning, afternoon, night</li> <li>d. Today, tomorrow, yesterday</li> <li>e. First, last, next</li> <li>f. Day of the week words</li> </ol>	<p><b>Get in the kitchen and cook!</b> Mix, pour, stir, whisk, and EAT!</p> <p>What meal(s) did you help make? <i>Breakfast, lunch, dinner?</i></p>	<p><b>FINE MOTOR SKILLS</b></p> <p>Indoor game: ABCya.com</p> <p>Enter Flappy Dragon Jr. in the search bar to play the game using a touch screen or mouse to click away &amp; let the dragon fly high over the city</p>
<p><b>Writing</b></p> <p>*Parents draw an outline of an uppercase D (dragon)</p> <p>Together, students and parents will use a clothespin (or chip clip) and a cotton ball or craft pom pom to <b>dab</b> inside the template to create a colorful letter D.</p>	 <p>How many pairs of shoes do you own? Count them and then send a photo of you and your shoe collection</p>	<p><b>PLAYDOH FUN</b></p> <p>Use your 5 senses to explore the world around you.</p> <p>FOCUS = LETTER D</p> <p>Roll, squeeze, pat to make "Big D and Little d".</p>	<p><b>Craft Fun</b></p> <p>Simple paper plate dragon craft. Go to website: <b>Learnwithplayathome.com</b></p> <p>With support, students will paint (fine motor hold/grasp) using horizontal, vertical, and circular strokes to cover entire plate. Let dry.</p> <p>With assistance, students will then cut parts of dragon and piece together. Send photo or video of completed work</p>

